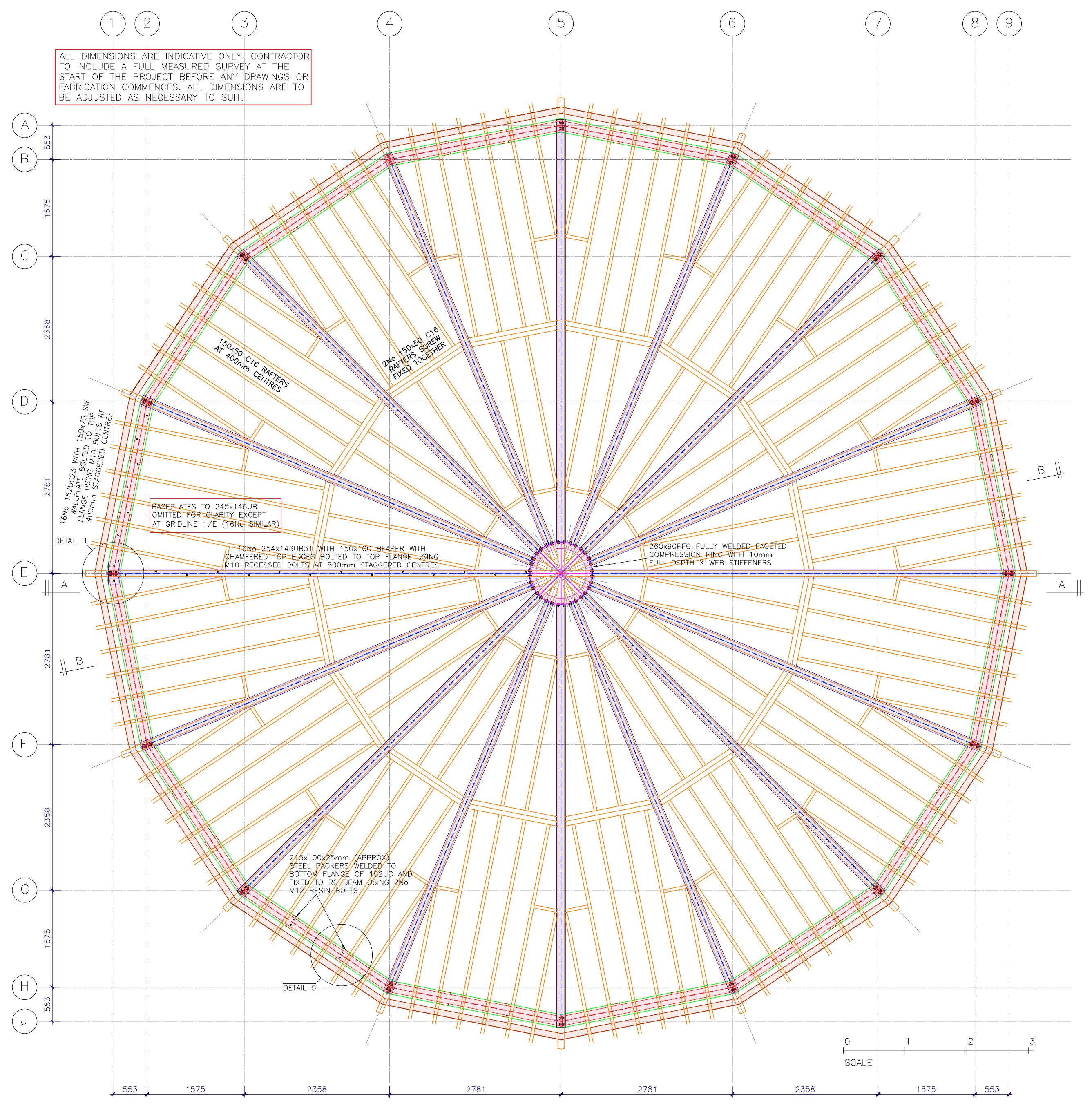
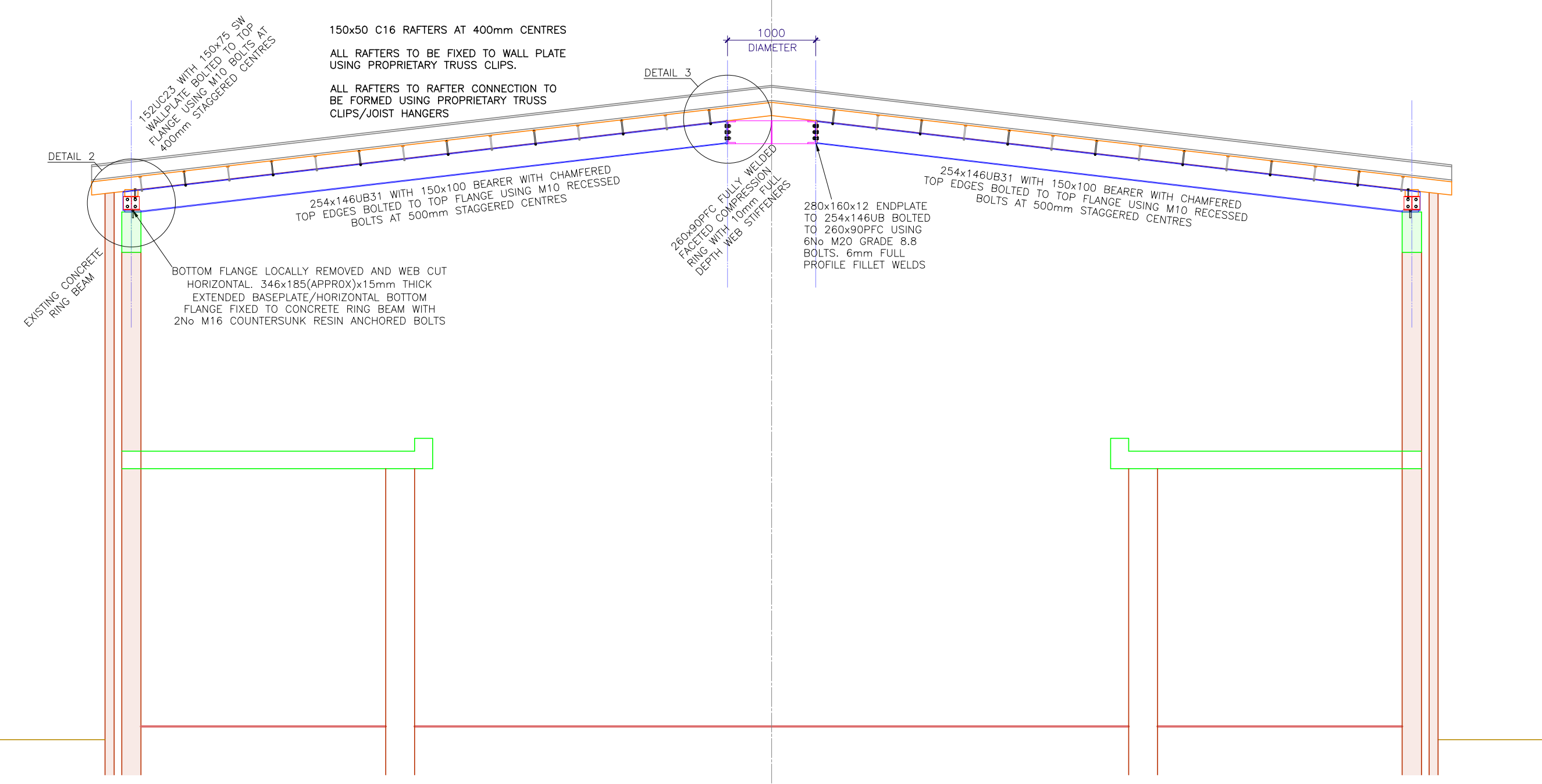


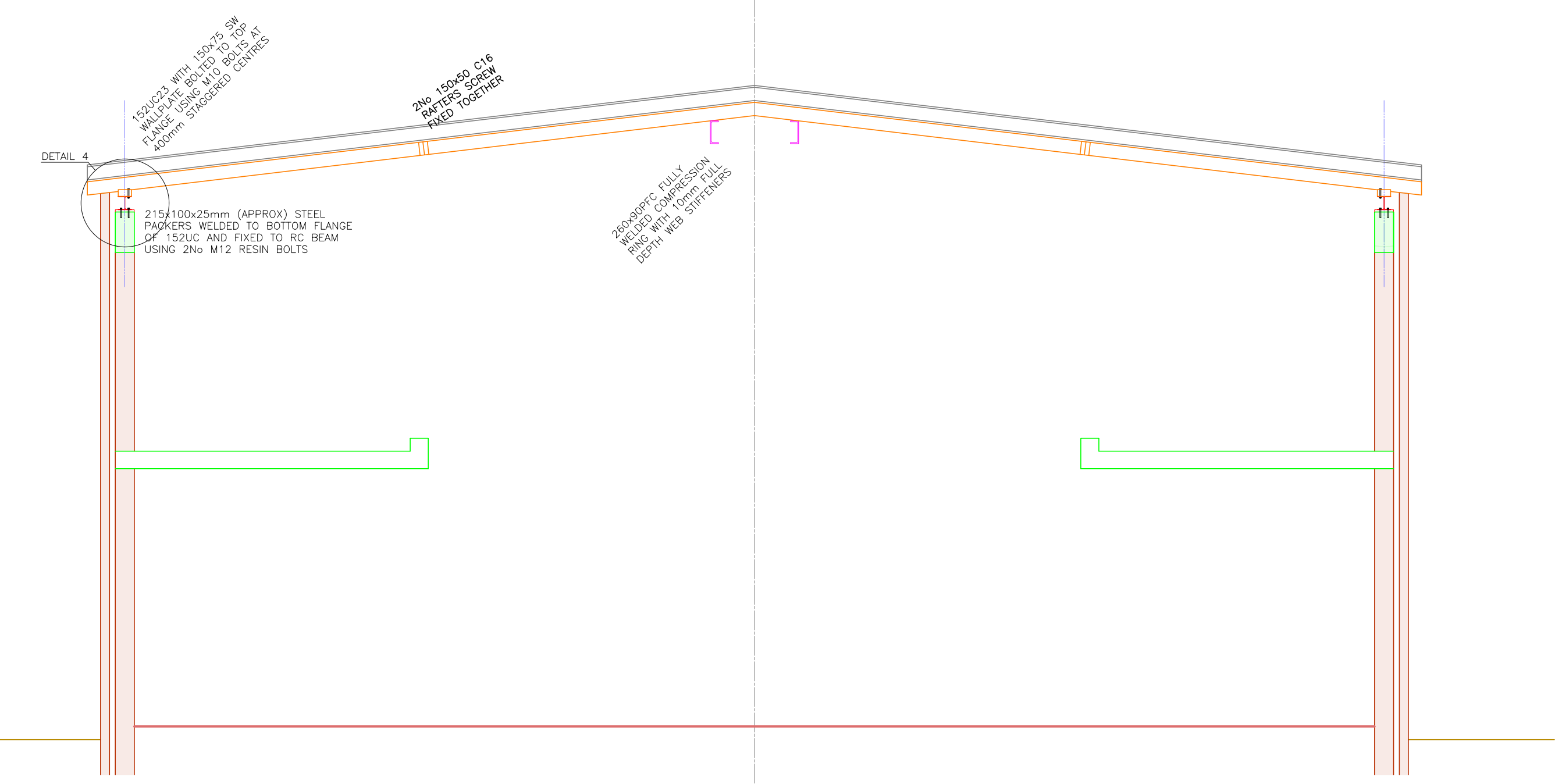
ROOF STEELWORK PLAN



ROOF PLAN



SECTION A-A



SECTION B-B

NOTES

THIS DRAWING IS TO BE READ IN CONJUNCTION WITH THE ALL THE STRUCTURAL DRAWINGS, ARCHITECTS DRAWINGS, SPECIFICATION AND THE HEALTH & SAFETY PLAN (PREPARED BY OTHERS)

ALL THE WORKS IS TO BE CARRIED OUT TO THE SATISFACTION OF THE LOCAL AUTHORITIES BUILDING CONTROL OFFICER

ALL EXISTING MASONRY TO BE CHECKED BY THE CONTRACTOR FOR STRUCTURAL ADEQUACY, FOLLOWING THE INSPECTION, IF UNSURE REPORT TO THE ARCHITECT OR STRUCTURAL ENGINEER.

ALL EXISTING LINTELS TO BE CHECKED BY THE CONTRACTOR FOR STRUCTURAL ADEQUACY, FOLLOWING THE INSPECTION, IF UNSURE REPORT TO THE ARCHITECT OR STRUCTURAL ENGINEER.

ADEQUATE PROPPING TO BE INSTALLED TO MAINTAIN THE STRUCTURAL STABILITY OF THE BUILDING DURING THE WORKS

HEALTH & SAFETY RESIDUAL RISK

ROOF DESIGNED AS A 3 PINNED ARCH

PERIMETER 152UC IS A TENSION MEMBER

254UB RAFTERS ARE IN BENDING & COMPRESSION

260PFC IS A COMPRESSION RING

COMPRESSION RING MUST BE VERTICALLY PROPPED DURING ALL STEELWORK ERECTION

IF THE 152UC EVER NEEDS TO BE DISCONNECTED THE ROOF COMPRESSION RING MUST BE FULLY PROPPED

REV	DATE	DESCRIPTION
C	12.06.24	
B	28.05.24	ADDITIONAL STIFFENERS ADDED ISSUED FOR BUILDING REGULATIONS
A	05.05.24	ROOF DESIGN AMENDED & REDRAWN
-	19.03.24	UPDATED
-	11.03.24	ISSUED

Hodgson Structural Design Ltd
Consulting Civil & Structural Engineers
Saltney CH4 8QN
Tel 07507 378822

LLANGOLLEN MUSEUM
PARADE STREET
LLANGOLLEN LL20 8PW
PROPOSED REPLACEMENT ROOF
24014/SK01 Rev C
1:50 & 1:10 HODGSON

